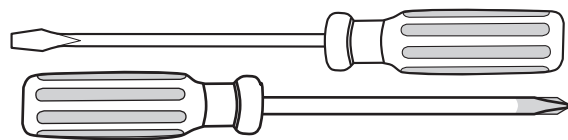

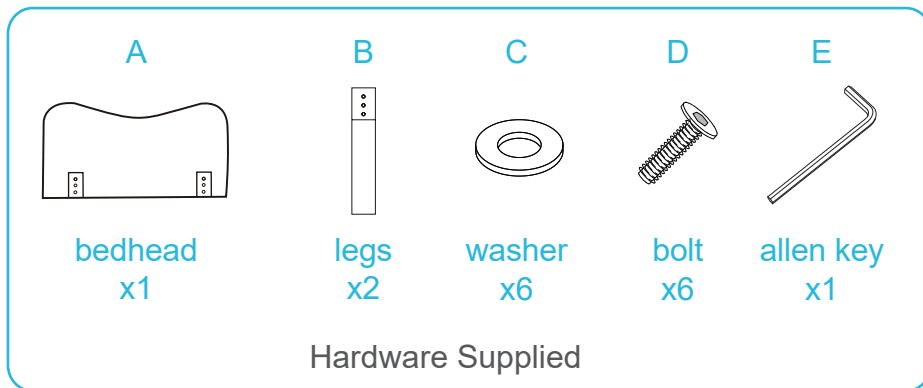


# Boucle Bedhead - Curve

## Assembly Instructions

Thank you for your purchase.  
Please follow the instructions below for correct assembly.

# mocka



Phillips & Flathead screwdrivers required.

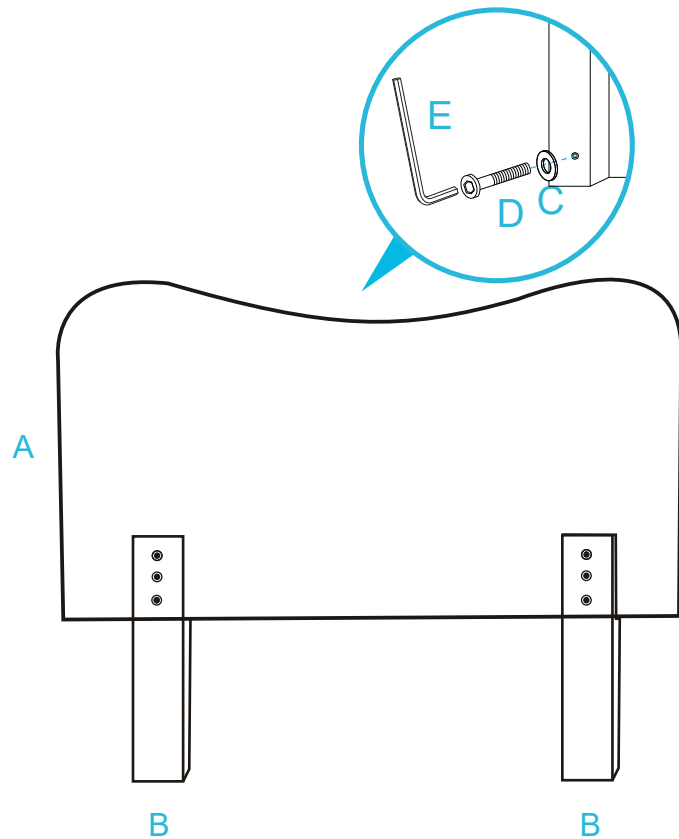
**For quicker assembly, we recommend the use of a power drill on a low-speed setting.**

# Boucle Bedhead - Curve


## Assembly Instructions

mocka

1



2



Attach 2 x legs (B) to 1 x bedhead (A) as shown and secure with 6 x washers (C) and 6 x bolts (D). Tighten with an Allen Key (E).

Once assembled lift furniture into place, do not drag. Ensure unit is balanced and steady before use. You're done, enjoy!